



04 TUNDRA

Tundra Double Cab Limited shown in Salsa Red Pearl with available TRD Off-Road Package and power moonroof

LIFE SIZED

04 MODEL GRADES

Cabs

- Regular Cab
- Access Cab SR5
- Double Cab Limited

Engines

- 3.4-liter V6
- 3.4-liter V6
- 4.7-liter V8
- 4.7-liter V8
- 4.7-liter V8

Option Packages

- | | | |
|---|---|--|
| <ul style="list-style-type: none"> • All-Weather Guard Package • SR5 Extra Value Package • V8 Towing Package | <ul style="list-style-type: none"> • All-Weather Guard Package • SR5 Extra Value Package • V8 Towing Package • TRD Off-Road Package (V8 models) • TRD Sport Package (4x2 models) • SR5 Extra Value Package • SR5 Extra Value Package | <ul style="list-style-type: none"> • All-Weather Guard Package • V8 Towing Package • TRD Off-Road Package • Leather Trim Package |
|---|---|--|

STANDARD FEATURES
REGULAR CAB BASE V6 4X2

- Argent grille and front and rear bumpers
- Aerodynamic multi-reflector halogen headlamps with auto-off feature
- High Solar Energy-Absorbing (HSEA) glass
- 16" steel wheels with P245/70R16 tires
- Black remote outside mirrors
- Removable locking tailgate
- Tailgate rail cap
- Vinyl flooring
- Fabric bench seat with vertically adjustable headrests and fold-down center armrest
- Speedometer, LCD odometer with twin tripmeters, fuel level and coolant temperature gauges
- AM/FM CD with four speakers
- Dual 12V auxiliary power outlets
- Driver and passenger sun visors
- Dual cup holder

REGULAR CAB SR5 V8 4X4

- (In addition to/in place of Regular Cab Base Standard Features)
- Color-keyed front bumper with chrome grille inserts
 - Black body side moldings with chrome inserts and chrome rear bumper
 - Color-keyed outside door handles
 - Power chrome outside mirrors
 - Front and rear mudguards
 - 16" styled steel wheels with P245/70R16 tires
 - Cut-pile carpeting
 - Front fabric 60/40 split-bench seat with vertically adjustable headrests and fold-down center console armrest with dual cup holders
 - Driver and passenger dual sun visors with extensions
 - Defroster-linked CFC-free air conditioning
 - Tilt steering wheel (includes variable intermittent windshield wipers)
 - Cruise control
 - Tachometer
 - Touch-Select 4WD system with 2-speed electronically controlled transfer case

ACCESS CAB SR5 V6/V8 4X2/4X4 AND ACCESS CAB SR5 V8 STEPSIDE 4X2/4X4

- (In addition to/in place of Regular Cab SR5 Standard Features)
- Bed and tailgate rail caps
 - Power chrome outside mirrors
 - Tilt-out rear quarter windows with privacy glass
 - Front fabric captain's chairs with vertically adjustable headrests, multi-function center console with front and rear dual cup holders, dual 12V auxiliary power outlets, covered armrest storage compartment and notepad holder (manual models)
 - Rear 60/40 split-bench with vertically adjustable headrests and fold-down center armrest with dual cup holders
 - Cruise control (V8 models)
 - AM/FM CD with six speakers
 - 4WDemand 4-wheel-drive system (V6 4x4 models) with 2-speed transfer case
 - Touch-Select 4WD system (V8 4x4 models) with 2-speed electronically controlled transfer case
 - StepSide models add:
 - Stepside bed
 - Color-keyed overfenders and integrated mudguards
 - 16" styled steel wheels with P265/70R16 tires

ACCESS CAB LIMITED V8 4X2/4X4 AND ACCESS CAB LIMITED V8 STEPSIDE 4X2/4X4

- (In addition to/in place of Access Cab SR5 Standard Features)
- Fog lamps
 - Color-keyed overfenders with integrated mudguards, front and rear bumpers, grille and body side moldings with chrome inserts
 - 17" split 5-spoke aluminum alloy wheels with P265/65R17 tires
 - Power color-keyed outside mirrors
 - Power door locks and windows
 - Power sliding rear window with privacy glass
 - Premium AM/FM Cassette/6-disc in-dash CD changer with six speakers and steering wheel audio controls
 - Anti-theft system with remote keyless entry
 - StepSide models add:
 - Stepside bed
 - Color-keyed overfenders and integrated mudguards

DOUBLE CAB SR5 V8 4X2/4X4

- (In addition to/in place of Access Cab SR5 Standard Features)
- Aerodynamic multi-reflector halogen headlamps with auto-off feature
 - Color-keyed body side moldings with chrome inserts
 - Chrome wheel arch moldings
 - Power vertical sliding rear window with privacy glass
 - Premium AM/FM CD with six speakers
 - Front fabric captain's chairs with vertically adjustable headrests, multi-function center console with front and rear dual cup holders, dual 12V auxiliary power outlets, covered armrest storage compartment and notepad holder
 - Rear 60/40 split/fold/tumble bench with vertically adjustable headrests and fold-down center armrest with dual cup holders
 - Dual sun visors with vanity mirrors and sliding extensions
 - Rear window defogger with timer
 - Overhead console with sunglasses holder
 - Rear pillar-mounted air conditioning and heating vents
 - Bed shell prewire harness

DOUBLE CAB LIMITED V8 4X2/4X4

- (In addition to/in place of Double Cab SR5 Standard Features)
- Fog lamps
 - Color-keyed overfenders with integrated mudguards, front and rear bumpers, grille and body side moldings with chrome inserts
 - 17" split 5-spoke aluminum alloy wheels with P265/65R17 tires
 - Power color-keyed outside mirrors
 - Power-adjustable driver's seat
 - Power door locks and windows
 - Dual sun visors with illuminated vanity mirrors and sliding extensions
 - JBL Premium AM/FM Cassette/CD with eight speakers and steering wheel audio controls
 - Anti-theft system with remote keyless entry

OPTIONS AND PACKAGES

REGULAR CAB BASE V6 4X2

- **All-Weather Guard Package**¹ — includes heavy-duty battery, starter and heater Options
- Fog lamps²
- Daytime Running Lights (DRL)

- Full wheel covers
- Front and rear mudguards
- Defroster-linked CFC-free air conditioning
- Tilt steering wheel (includes variable intermittent windshield wipers)
- Sliding rear window

REGULAR CAB SR5 V8 4X4

- **All-Weather Guard Package** — includes heavy-duty battery, starter and heater (includes heated mirrors when power mirrors are offered)
- **SR5 Extra Value Package** — includes power windows and door locks, chrome power mirrors, driver and passenger dual sun visors with vanity mirrors, sliding rear window with privacy glass and remote keyless entry
- **V8 Towing Package** — includes Class IV towing hitch receiver, 7-pin connector with converter, heavy-duty 130-amp alternator and supplemental transmission oil cooler

Options

- Fog lamps²
- Daytime Running Lights (DRL)
- Limited-slip differential
- 16" 5-spoke aluminum alloy wheels with P265/70R16 tires and chrome wheel arch moldings or color-keyed overfenders
- AM/FM Cassette/CD with four speakers

ACCESS CAB SR5 V6/V8 4X2/4X4 AND ACCESS CAB SR5 V8 STEPSIDE 4X2/4X4

- **All-Weather Guard Package** — includes heavy-duty battery, starter and heater (includes heated mirrors when power mirrors are offered)
- **SR5 Extra Value Package** — includes power windows and door locks, chrome power mirrors, driver and passenger dual sun visors with vanity mirrors, sliding rear window with privacy glass and remote keyless entry
- **V8 Towing Package** — includes Class IV towing hitch receiver, 7-pin connector with converter, heavy-duty 130-amp alternator and supplemental transmission oil cooler
- **TRD Off-Road Package (V8 models)** — includes off-road-tuned suspension, Bilstein® shock absorbers, 16" 5-spoke aluminum alloy wheels with P265/70R16 BFGoodrich tires, color-keyed fender flares with integrated mudguards and fog lamps
- **TRD Sport Package (4x2 models)**³ — includes tuned coil springs, tuned Tokico shock absorbers, heavy-duty rear stabilizer bar, limited-slip differential, 17" split 5-spoke graphite-toned aluminum alloy wheels with P265/65R17 tires and fog lamps

Options

- Daytime Running Lights (DRL)
- Fog lamps
- 16" styled steel wheels with P265/70R16 tires and chrome wheel arch moldings or color-keyed overfenders
- 16" 5-spoke aluminum alloy wheels with P265/70R16 tires and chrome wheel arch moldings or color-keyed overfenders
- 17" split 5-spoke aluminum alloy wheels with P265/65R17 tires and chrome wheel arch moldings or color-keyed overfenders
- Limited-slip differential (V8 models)
- Front fabric captain's chairs (available on automatic models, standard on manual models) with vertically adjustable headrests, multi-function center console with front and rear dual cup holders, dual 12V auxiliary power outlets, covered armrest storage compartment and notepad holder
- AM/FM Cassette/CD with six speakers
- Premium AM/FM Cassette/6-disc in-dash CD changer with six speakers

ACCESS CAB LIMITED V8 4X2/4X4 AND ACCESS CAB LIMITED V8 STEPSIDE 4X2/4X4

- **All-Weather Guard Package** — includes heavy-duty battery, starter and heater (includes heated mirrors when power mirrors are offered)
- **V8 Towing Package** — includes Class IV towing hitch receiver, 7-pin connector with converter, heavy-duty 130-amp alternator and supplemental transmission oil cooler
- **TRD Off-Road Package** — includes off-road-tuned suspension, Bilstein® shock absorbers and 16" 5-spoke aluminum alloy wheels with P265/70R16 BFGoodrich tires
- **TRD Sport Package (4x2 models)** — includes tuned coil springs, tuned Tokico shock absorbers, heavy-duty rear stabilizer bar, limited-slip differential and 17" split 5-spoke graphite-toned aluminum alloy wheels with P265/65R17 tires
- **Leather Trim Package** — includes leather-trimmed captain's chairs with power-adjustable driver's seat and wood-grain-style interior trim

Options

- Power-adjustable front fabric captain's chairs with vertically adjustable headrests, multi-function center console with front and rear dual cup holders, dual 12V auxiliary power outlets, covered armrest storage compartment and notepad holder
- Limited-slip differential
- Daytime Running Lights (DRL)



A 16" full wheel cover Available on Regular Cab

B 16" styled steel wheel Standard on SR5

C 17" split 5-spoke aluminum alloy wheel Standard on Limited/available on SR5

D 17" split 5-spoke graphite-toned aluminum alloy wheel Available on SR5 and Limited

E 16" 5-spoke aluminum alloy wheel Available on SR5 and Limited

¹ Requires mudguards.

² Requires tilt steering wheel.

³ Requires chrome wheel arch moldings or color-keyed overfenders.

OPTIONS AND PACKAGES continued
DOUBLE CAB SR5 V8 4X2/4X4

- **All-Weather Guard Package** — includes heavy-duty battery, starter, heater and heated mirrors
- **TRD Off-Road Package** — includes off-road-tuned suspension, Bilstein® shock absorbers, 16" 5-spoke aluminum alloy wheels with P265/70R16 BFGoodrich tires, color-keyed fender flares with integrated mudguards and fog lamps
- **V8 Towing Package** — includes Class IV towing hitch receiver, 7-pin connector with converter, heavy-duty 130-amp alternator and supplemental transmission oil cooler
- Color-keyed running boards¹
- Limited-slip differential
- **Vehicle Stability Control (VSC)² + Traction Control (TRAC)** with limited-slip differential,³ Daytime Running Lights (DRL) and fog lamps
- **JBL Premium AM/FM Cassette/CD** with eight speakers
- **JBL Premium AM/FM Cassette/6-disc in-dash CD** changer with eight speakers
- **Rear-seat audio system** with wired headphone capability
- **Rear-seat DVD entertainment system** with rear-seat audio controls, 115V outlet, wireless remote and two wireless headphones
- **Multi-function overhead console** with compass, outside temperature, current and average fuel consumption, fuel range functions and HomeLink®⁴ universal transceiver
- **Remote keyless entry**
- **Privacy glass**
- **Power tilt/slide moonroof** with sunshade

Options

- Fog lamps
- Daytime Running Lights (DRL)
- 16" styled steel wheels with P265/70R16 tires
- 16" 5-spoke aluminum alloy wheels with P265/70R16 tires
- 17" split 5-spoke aluminum alloy wheels with P265/65R17 tires
- Color-keyed overfenders

DOUBLE CAB LIMITED V8 4X2/4X4

- **All-Weather Guard Package** — includes heavy-duty battery, starter and heater
- **TRD Off-Road Package** — includes off-road-tuned suspension, Bilstein® shock absorbers, 16" 5-spoke aluminum alloy wheels with P265/70R16 BFGoodrich tires and color-keyed fender flares with integrated mudguards
- **V8 Towing Package** — includes Class IV towing hitch receiver, 7-pin connector with converter, heavy-duty 130-amp alternator and supplemental transmission oil cooler
- **Leather Trim Package** — includes leather-trimmed captain's chairs with power-adjustable driver's seat and wood-grain-style interior trim

Options

- Limited-slip differential
- Daytime Running Lights (DRL)
- Color-keyed running boards
- **Vehicle Stability Control (VSC)² + Traction Control (TRAC)** with limited-slip differential³ and Daytime Running Lights (DRL)
- Heated seats⁵
- **Multi-function overhead console** with compass, outside temperature, current and average fuel consumption, fuel range functions and HomeLink®⁴ universal transceiver
- **JBL Premium AM/FM Cassette/6-disc in-dash CD** changer with eight speakers
- **Rear-seat audio system** with wired headphone capability
- **Rear-seat DVD entertainment system** with rear-seat audio controls, 115V outlet, wireless remote and two wireless headphones
- **Power tilt/slide moonroof** with sunshade

¹ Requires color-keyed overfenders or TRD Off-Road Package.

² Toyota Vehicle Stability Control (VSC) is an electronic system designed to help the driver maintain vehicle control under adverse conditions. It is not a substitute for safe driving practices. Factors including speed, road conditions and driver steering input can all affect whether VSC will be effective in preventing a loss of control. Please see your Owner's Manual for further details.


³ Automatic limited-slip differential not available when limited-slip differential is offered.

⁴ HomeLink® is a registered trademark of Johnson Controls, Inc.

⁵ Requires Leather Trim Package.

COLORS


Blue Marlin Pearl⁶ with Dark Gray,⁵ Light Charcoal⁷ or Oak interior




Black with Dark Gray,⁷ Light Charcoal⁵ or Oak interior



Stratosphere Mica^{6, 7} with Dark Gray or Light Charcoal interior



Phantom Gray Pearl with Dark Gray,⁷ Light Charcoal⁷ or Oak interior




Salsa Red Pearl with Dark Gray,⁷ Light Charcoal⁷ or Oak interior



Silver Sky Metallic⁸ with Dark Gray or Light Charcoal interior



Imperial Jade Mica with Dark Gray,⁷ Light Charcoal⁷ or Oak interior



Desert Sand Mica with Oak interior



Natural White with Dark Gray,⁷ Light Charcoal⁷ or Oak interior

⁶ Not available on Limited model.

⁷ Not available on base model.

⁸ Available on SR5 model only.

SPECIFICATIONS

| | REGULAR CAB BASE V6 4x2 | REGULAR CAB SR5 V8 4x4 |
|---|--|--|
| Mechanical/Performance | | |
| Engine | | |
| 3.4-liter DOHC 24-valve EFI V6 190 hp @ 4,800 rpm; 220 lb.-ft. @ 3,600 rpm | Standard | NA |
| 4.7-liter DOHC 32-valve EFI i-FORCE V8 240 hp @ 4,800 rpm; 315 lb.-ft. @ 3,400 rpm | NA | Standard |
| Ignition | | |
| | Distributorless Toyota Direct Ignition (TDI) | |
| Transmission | | |
| 5-speed manual overdrive | Standard | NA |
| 4-speed electronically controlled transmission (ECT) with overdrive | Available | Standard |
| Body construction | | |
| Suspension | Welded steel cab and bed; one-piece frame rails with nine cross members and fully boxed front sub-frame | |
| | Coil-spring double-wishbone independent front suspension with low-pressure gas-filled shock absorbers and stabilizer bar; leaf spring rear suspension with staggered low-pressure gas-filled shock absorbers | |
| | Engine speed-sensing power-assisted rack-and-pinion steering | |
| Steering | | |
| Turning circle diameter (ft.) | 44.9 | 44.3 |
| Brakes | | |
| | 4-wheel Anti-lock Brake System (ABS) — power-assisted ventilated front disc/rear drum with 4-piston front calipers and rear load-sensing proportioning and bypass valve (LSP&BV) | |
| Rear differential ratio — V6 (manual/automatic) | 4.08:1/4.08:1 | NA |
| — V8 (automatic) | NA | 3.91:1 |
| — V8 limited-slip differential (available) | NA | 3.91:1 |
| Exterior Dimensions (IN.) | | |
| Overall height | 70.5 | 71.1 |
| Overall width | 75.2 | 75.2 |
| Length with rear bumper | 218.3 | 218.3 |
| Wheelbase | 128.3 | 128.3 |
| Track (front/rear) | 66.2/64.9 | 65.9/64.9 |
| Bed length | 98.2 | 98.2 |
| Bed width (between wheelwells) | 62.8 (49.3) | 62.8 (49.3) |
| Bed height | 17.2 | 17.2 |
| Interior dimensions front/rear (IN.) | | |
| Head room | 40.3 | 40.3 |
| Shoulder room | 62.4 | 62.4 |
| Hip room | 59.3 | 59.3 |
| Leg room | 41.5 | 41.5 |
| Off-Highway | | |
| Approach/departure angle (degrees) | | |
| Approach/departure angle (degrees) — V6 | 26/23 | NA |
| — V8 | NA | 27/24 |
| Minimum running ground clearance (in.) | 10.4 | 11.2 |
| Underbody protection | | |
| 4x4 transfer case ratios (high/low) | | All models: skid plates under engine and fuel tank (transfer case on 4x4 models) |
| | NA | 1.00:1/2.57:1 |
| Weights and Capacities | | |
| Curb weight (lbs.)— V6 (manual/automatic) | | |
| | 3,925/3,955 | NA |
| — V8 (automatic) | NA | 4,490 |
| Gross Vehicle Weight Rating — GVWR (lbs.) — V6 | | |
| | 5,500 | NA |
| — V8 | NA | 6,200 |
| Payload ³ (lbs.)— V6 (manual/automatic) | | |
| | 1,575/1,545 | NA |
| — V8 (automatic) | NA | 1,710 |
| Towing capacity ⁴ (lbs.)— V6 | | |
| | 5,000 | NA |
| — V8 | NA | 5,400/7,200 ⁵ |
| Gross Combined Weight Rating — GCWR (lbs.) — V6 | | |
| | 9,200 | NA |
| — V8 | NA | 10,000/11,800 ⁵ |
| Fuel tank (gal.) | 26.4 | 26.4 |
| Tires | | |
| Size | P245/70R16 | P245/70R16 |
| Type | All-Season | Mud-and-Snow |
| Spare | Full-size | Full-size |
| Mileage Estimates (MPG City/Highway)⁶ | | |
| V6 5-speed manual | 16/20 | NA |
| V6 4-speed automatic | 16/19 | NA |
| V8 4-speed automatic | NA | 14/17 |

³ Including the weight of occupants, available equipment and cargo; limited by weight distribution.

⁴ Before towing, confirm your vehicle and trailer are compatible, hooked up properly and you have all necessary additional equipment. Do not exceed any Weight Ratings and review all instructions and cautions from your trailer hitch manufacturer and Toyota vehicle Owner's Manual. Note that the maximum amount you can tow depends on the total weight of any cargo, occupants and available equipment in the vehicle.

⁵ With available V8 Towing Package.

⁶ 2004 preliminary mileage estimates determined by Toyota. EPA mileage estimates not available at time of printing. Actual mileage may vary.

SPECIFICATIONS continued

| | ACCESS CAB SR5 V6 & V8/ SR5 STEPSIDE V8 4X2 | ACCESS CAB SR5 V6 & V8/ SR5 STEPSIDE V8 4X4 | ACCESS CAB LIMITED V8/ LIMITED STEPSIDE V8 4X2 | ACCESS CAB LIMITED V8/ LIMITED STEPSIDE V8 4X4 |
|--|--|--|---|---|
| Mechanical/Performance | | | | |
| Engine | | | | |
| 3.4-liter DOHC 24-valve EFI V6 190 hp @ 4,800 rpm; 220 lb.-ft. @ 3,600 rpm | Standard/NA | Standard/NA | NA | NA |
| 4.7-liter DOHC 32-valve EFI i-FORCE V8 240 hp @ 4,800 rpm; 315 lb.-ft. @ 3,400 rpm | Available/Standard | Available/Standard | Standard | Standard |
| Ignition | | | | |
| Distributorless Toyota Direct Ignition (TDI) | | | | |
| Transmission | | | | |
| 5-speed manual overdrive | Standard ² | Standard ² | NA | NA |
| 4-speed electronically controlled transmission (ECT) with overdrive | Available ³ | Available ³ | Standard | Standard |
| Body construction | | | | |
| Welded steel cab and bed; one-piece frame rails with nine cross members and fully boxed front sub-frame | | | | |
| Suspension | | | | |
| Coil-spring double-wishbone independent front suspension with low-pressure gas-filled shock absorbers and stabilizer bar; leaf spring rear suspension with staggered low-pressure gas-filled shock absorbers | | | | |
| Steering | | | | |
| Engine speed-sensing power-assisted rack-and-pinion steering | | | | |
| Turning circle diameter (ft.) | 44.9 | 44.3 | 44.9 | 44.3 |
| Brakes | | | | |
| 4-wheel Anti-lock Brake System (ABS) — power-assisted ventilated front disc/rear drum with 4-piston front calipers and rear load-sensing proportioning and bypass valve (LSP&BV) | | | | |
| Rear differential ratio | | | | |
| — V6 (manual/automatic) | 4.08:1/4.08:1 | 4.10:1/4.30:1 | NA | NA |
| — V8 (automatic) | 3.92:1 | 3.91:1 | 3.92:1 | 3.91:1 |
| — V8 limited-slip differential (available) | 3.92:1 | 3.91:1 | 3.92:1 | 3.91:1 |
| Exterior Dimensions (in.) | | | | |
| Overall height | 70.7 (V8: 70.5) | 71.5 (V8: 71.3) | 70.9 | 71.7 |
| Overall width | 75.2 | 75.2 | 79.3 | 79.3 |
| Length with rear bumper | 218.3 | 218.3 | 218.3 | 218.3 |
| Wheelbase | 128.3 | 128.3 | 128.3 | 128.3 |
| Track (front/rear) | 66.2/64.9 | 65.9/64.9 | 66.2/64.9 | 65.9/64.9 |
| Bed length (StepSide) | 74.7 (73.3) | 74.7 (73.3) | 74.7 (73.3) | 74.7 (73.3) |
| Bed width (StepSide/between wheelwells) | 62.8 (53.8/49.3) | 62.8 (53.8/49.3) | 62.8 (53.8/49.3) | 62.8 (53.8/49.3) |
| Bed height (StepSide) | 17.2 (19.1) | 17.2 (19.1) | 17.2 (19.1) | 17.2 (19.1) |
| Interior Dimensions front/rear (in.) | | | | |
| Head room | 40.3/38.3 | 40.3/38.3 | 40.3/38.3 | 40.3/38.3 |
| Shoulder room | 62.4/63.2 | 62.4/63.2 | 62.4/63.2 | 62.4/63.2 |
| Hip room | 59.3/56.6 | 59.3/56.6 | 59.3/56.6 | 59.3/56.6 |
| Leg room | 41.5/28.6 | 41.5/28.6 | 41.5/28.6 | 41.5/28.6 |
| Off-Highway | | | | |
| Approach/departure angle (degrees) — V6 | 27/23 | 28/23 | NA | NA |
| — V8 | 26/23 | 28/23 | 27/23 | 29/24 |
| Minimum running ground clearance (in.) | 10.6 (V8: 10.4) | 11.4 (V8: 11.2) | 10.8 | 11.6 |
| Underbody protection All models: skid plates under engine and fuel tank (transfer case on 4x4 models) | | | | |
| 4x4 transfer case ratios (high/low) | NA | 1.00:1/2.57:1 | NA | 1.00:1/2.57:1 |
| Weights and Capacities | | | | |
| Curb weight (lbs.) — V6 (manual/automatic) | 4,160/4,205 | 4,435/4,480 | NA | NA |
| — V8 (automatic/StepSide) | 4,450/4,495 | 4,725/4,740 | 4,400/4,410 | 4,675/4,685 |
| Gross Vehicle Weight Rating — GVWR (lbs.) — V6 | 5,700 | 6,000 | NA | NA |
| — V8 | 6,200/6,010 | 6,200/6,010 | 6,200/6,010 | 6,200/6,010 |
| Payload ⁴ (lbs.) — V6 (manual/automatic) | 1,540/1,495 | 1,565/1,520 | NA | NA |
| — V8 (automatic/StepSide) | 1,750/1,515 | 1,475/1,270 | 1,800/1,600 | 1,525/1,325 |
| Towing capacity ⁵ (lbs.) — V6 | 4,800 | 4,800 | NA | NA |
| — V8 | 5,300/7,100 ⁶ | 5,100/6,900 ⁶ | 5,300/7,100 ⁶ | 5,100/6,900 ⁶ |
| Gross Combined Weight Rating — GCWR (lbs.) | | | | |
| — V6 | 9,200 | 9,500 | NA | NA |
| — V8 | 10,000/11,800 ⁶ | 10,000/11,800 ⁶ | 10,000/11,800 ⁶ | 10,000/11,800 ⁶ |
| Fuel tank (gal.) | 26.4 | 26.4 | 26.4 | 26.4 |
| Tires | | | | |
| Size | P245/70R16 | P245/70R16 | P265/65R17 | P265/65R17 |
| Type | All-Season | Mud-and-Snow | Mud-and-Snow | Mud-and-Snow |
| Spare | Full-size | Full-size | Full-size | Full-size |
| Mileage Estimates (mpg city/highway)⁷ | | | | |
| V6 5-speed manual | 16/20 | 16/19 | NA | NA |
| V6 4-speed automatic | 16/19 | 15/18 | NA | NA |
| V8 4-speed automatic | 15/19 | 14/17 | 15/19 | 14/17 |

² Not available with V8.

³ Standard with V8.

⁴ Including the weight of occupants, available equipment and cargo; limited by weight distribution.

⁵ Before towing, confirm your vehicle and trailer are compatible, hooked up properly and you have all necessary additional equipment. Do not exceed

any Weight Ratings and review all instructions and cautions from your trailer hitch manufacturer and Toyota vehicle Owner's Manual. Note that the maximum amount you can tow depends on the total weight of any cargo, occupants and available equipment in the vehicle.

⁶ With available V8 Towing Package.

⁷ 2004 preliminary mileage estimates determined by Toyota. EPA mileage estimates not available at time of printing. Actual mileage may vary.

SPECIFICATIONS continued

| | DOUBLE CAB SR5 V8 4X2 | DOUBLE CAB SR5 V8 4X4 | DOUBLE CAB LIMITED V8 4X2 | DOUBLE CAB LIMITED V8 4X4 |
|---|--|----------------------------|------------------------------|------------------------------|
| Mechanical/Performance | | | | |
| Engine | 4.7-liter DOHC 32-valve EFI i-FORCE V8 240 hp @ 4,800 rpm; 315 lb.-ft. @ 3,400 rpm | | | |
| Ignition | Standard Distributorless Toyota Direct Ignition (TDI) | | | |
| Transmission | 4-speed electronically controlled transmission (ECT) with overdrive | | | |
| Body construction | Welded steel cab and bed; one-piece frame rails with nine cross members and fully boxed front sub-frame | | | |
| Suspension | Coil-spring double-wishbone independent front suspension with low-pressure gas-filled shock absorbers and stabilizer bar; leaf spring rear suspension with staggered low-pressure gas-filled shock absorbers | | | |
| Steering | Engine speed-sensing power-assisted rack-and-pinion steering | | | |
| Turning circle diameter (ft.) | 47.5 | 47.0 | 47.5 | 47.0 |
| Brakes | 4-wheel Anti-lock Brake System (ABS) — power-assisted ventilated front disc/rear drum with 4-piston front calipers and rear load-sensing proportioning and bypass valve (LSP&BV) | | | |
| Rear differential ratio — V8 (automatic) | 4.08:1 | 4.10:1 | 4.08:1 | 4.10:1 |
| — V8 limited-slip differential (available) | 4.08:1 | 4.10:1 | 4.08:1 | 4.10:1 |
| Exterior Dimensions (in.) | | | | |
| Overall height | 74.0 | 74.4 | 74.6 | 75.0 |
| Overall width | 79.3 | 79.3 | 79.7 | 79.7 |
| Length with rear bumper | 230.1 | 230.1 | 230.1 | 230.1 |
| Wheelbase | 140.6 | 140.6 | 140.6 | 140.6 |
| Track (front/rear) | 65.9/67.3 | 65.9/67.3 | 65.9/67.3 | 65.9/67.3 |
| Bed length | 74.3 | 74.3 | 74.3 | 74.3 |
| Bed width (between wheelwells) | 61.2 (49.3) | 61.2 (49.3) | 61.2 (49.3) | 61.2 (49.3) |
| Bed height | 20.7 | 20.7 | 20.7 | 20.7 |
| Interior Dimensions front/rear (in.) | | | | |
| Head room | 41.2/40.2 | 41.2/40.2 | 41.2/40.2 | 41.2/40.2 |
| Shoulder room | 62.1/62.2 | 62.1/62.2 | 62.1/62.2 | 62.1/62.2 |
| Hip room | 59.7/58.3 | 59.7/58.3 | 59.7/58.3 | 59.7/58.3 |
| Leg room | 41.6/37.5 | 41.6/37.5 | 41.6/37.5 | 41.6/37.5 |
| Off-Highway | | | | |
| Approach/departure angle (degrees) — V8 | 25/23 | 26/23 | 26/23 | 27/24 |
| Minimum running ground clearance (in.) | 10.9 | 11.9 | 11.3 | 12.3 |
| Underbody protection | All models: skid plates under engine and fuel tank (transfer case on 4x4 models) | | | |
| 4x4 transfer case ratios (high/low) | NA | 1.00:1/2.57:1 | NA | 1.00:1/2.57:1 |
| Weights and Capacities | | | | |
| Curb weight (lbs.) — V8 (automatic) | 4,725 | 4,965 | 4,780 | 5,020 |
| Gross Vehicle Weight Rating — GVWR (lbs.) — V8 | 6,600 | 6,600 | 6,600 | 6,600 |
| Payload ⁶ (lbs.) — V8 (automatic) | 1,875 | 1,635 | 1,820 | 1,580 |
| Towing capacity ⁷ (lbs.) — V8 | 5,000/6,800 ⁸ | 4,700/6,500 ⁸ | 5,000/6,800 ⁸ | 4,700/6,500 ⁸ |
| Gross Combined Weight Rating — GCWR (lbs.) — V8 | 10,000/11,800 ⁸ | 10,000/11,800 ⁸ | 10,000/11,800 ⁸ | 10,000/11,800 ⁸ |
| Fuel tank (gal.) | 26.4 | 26.4 | 26.4 | 26.4 |
| Tires | | | | |
| Size | P245/70R16 | P245/70R16 | P265/70R17 | P265/70R17 |
| Type | All-Season | All-Season | Mud-and-Snow | Mud-and-Snow |
| Spare | Full-size | Full-size | Full-size | Full-size |
| Mileage Estimates (mpg city/highway)⁹ | | | | |
| V8 4-speed automatic | 14/18 | 14/16 | 14/18 | 14/16 |

⁶ Including the weight of occupants, available equipment and cargo; limited by weight distribution.

⁷ Before towing, confirm your vehicle and trailer are compatible, hooked up properly and you have all necessary additional equipment. Do not exceed any Weight Ratings and review all instructions and cautions from your trailer hitch manufacturer and Toyota vehicle Owner's Manual. Note that the maximum amount you can tow depends on the total weight of any cargo, occupants and available equipment in the vehicle.

⁸ With available V8 Towing Package.

⁹ 2004 preliminary mileage estimates determined by Toyota. EPA mileage estimates not available at time of printing. Actual mileage may vary.

1-800-GO-TOYOTA

toyota.com

©2003 Toyota Motor Sales, U.S.A., Inc.

Have you logged 100,000, 200,000 or more miles on your Toyota with the original engine, transmission and drivetrain? If you have, give us a call at 1-800-GO-TOYOTA and tell us your story.